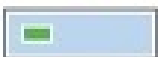




Name

Type in a name and description for this backup job.



- Name
- Backup Mode
- Volumes
- Destination
- Backup Server
- Backup Repository
- Backup Cache
- Schedule
- Summary

Name:
rc641og

Description:
Created by CECETKA [cecetka.robort at 18. 7. 2018 14:29.

Tu ide názov úlohy, ako bude viditeľná na Veeam servere.



Backup Mode

Choose what data you want to backup from this computer.



- Name
- Backup Mode**
- Volumes
- Destination
- Backup Server
- Backup Repository
- Backup Cache
- Schedule
- Summary

- Entire computer (recommended)**
Back up your entire computer image for fast recovery on any level. Deleted, temporary and page files are automatically excluded from the image to reduce the backup size.
 Include external USB drives
- Volume level backup**
Back up images of selected volumes, for example only data volumes. Deleted, temporary and page files are automatically excluded from the image to reduce the backup size.
- File level backup (slower)**
Back up individual files and folders by mask. This mode produces an image-based backup with only selected files included in the image.



Volumes

Choose volumes to backup.



- Name
- Backup Mode
- Volumes**
- Destination
- Backup Server
- Backup Repository
- Backup Cache
- Schedule
- Summary

Objects to backup:

Total size: 183,8 GB

- Operating system
- disk_c (C:)
- wd2tb (D:)
- zaloxy (W:)

Show system and hidden volumes

< Previous

Next >

Finish

Cancel



Destination

Choose where you want to backup your data to. We highly recommend that you do not store your backups on the same computer that you are protecting.



- Name
- Backup Mode
- Volumes
- Destination**
- Backup Server
- Backup Repository
- Backup Cache
- Schedule
- Summary

- Local storage**
Choose this option to back up to a locally attached storage device such as USB, Firewire or eSATA external hard drive. Backing up to internal hard drives is not recommended.
- Shared folder**
Choose this option to back up to an SMB (CIFS) share on a Network Attached Storage (NAS) device, or on a regular file server.
- Veeam backup repository**
Choose this option to back up to a backup repository managed by Veeam Backup & Replication 9.5 Update 4 or later server.
- Microsoft OneDrive**
Choose this option to back up to the Microsoft OneDrive or Microsoft OneDrive for Business.



Backup Server

Specify a Veeam Backup & Replication server to query for backup repositories available to you.



- Name
- Backup Mode
- Volumes
- Destination
- Backup Server**
- Backup Repository
- Backup Cache
- Schedule
- Summary

Veeam backup server name or IP address: Port:


Specify your personal credentials:

Username:

Password:




Tu ide login a password, vytvorený na Windows Servere 147.232.211.3





Backup Repository

Choose backup repository to backup to. You can only select between backup repositories you were granted access to. Please contact your Veeam Backup & Replication administrator for in case of disk space and backup repository availability issues.

- Name
- Backup Mode
- Volumes
- Destination
- Backup Server
- Backup Repository**
- Backup Cache
- Schedule
- Summary

Backup repository: 

filer03_vol1 (primárne určené pre zálohy pomocou Veeam Agentov) 

 13,3 TB free of 18,0 TB

Keep backups for: 14  days (excluding days with no backup)

Click Advanced to enable periodic full backups, configure encryption and other backup file settings

[Advanced](#)



Backup Cache

Local backup cache allows backups to continue on schedule even if remote backup target is temporarily unavailable.



- Name
- Backup Mode
- Volumes
- Destination
- Backup Server
- Backup Repository
- Backup Cache**
- Schedule
- Summary

Enable backup cache

Backups remain in the cache until a connection to the backup target can be established. Once that happens, cached backups are automatically uploaded to the backup target and then deleted from the cache.

Location:

Browse

no location specified

Maximum size: 10 GB



Schedule

Choose when you want backup job to be started automatically.



- Name
- Backup Mode
- Volumes
- Destination
- Backup Server
- Backup Repository
- Backup Cache
- Schedule**
- Summary

Periodically

We will wake your computer from sleep to take a backup unless the connected standby power model is enabled. Normally, this model is only enabled on mobile devices, such as tablets.

Daily at 11:20 ▲▼ Everyday ▼ Days...

If computer is powered off at this time Backup once powered o ▼

Once backup is taken, computer should Keep running ▼

At the following events

Lock

Log off

When backup target is connected i

Eject removable storage once backup is completed (CryptoLocker protection)

Back up no more often than every 2 ▲▼ Hour ▼



Summary

You have successfully edited the backup job.



- Name
- Backup Mode
- Volumes
- Destination
- Backup Server
- Backup Repository
- Backup Cache
- Schedule
- Summary**

Summary:

Backup job was modified successfully.

General -----

Backup job name: rc641og
 Backup job description:
 Created by CECETKA\cecetka.robert at 18. 7. 2018 14:29.

Source -----

Backup mode: volume level backup
 Included items:
 disk_c (C:)
 \\?\Volume{2e2fbd26-0000-0000-0000-00813b000000} (\\?\Volume{2e2fbd26-0000-0000-0000-00813b000000})
 System Reserved (\\?\Volume{2e2fbd26-0000-0000-0000-100000000000})

Destination -----

Veeam Agent for Microsoft Windows repository
 Backup server: veeam2.cloud.tuke.sk
 Backup repository: file02_vol1

Run the job when I click Finish

< Previous

Next >

Finish

Cancel